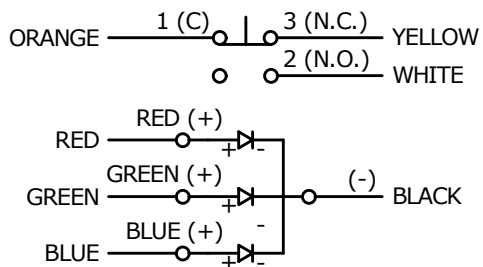
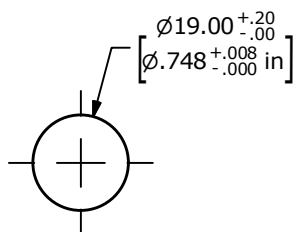


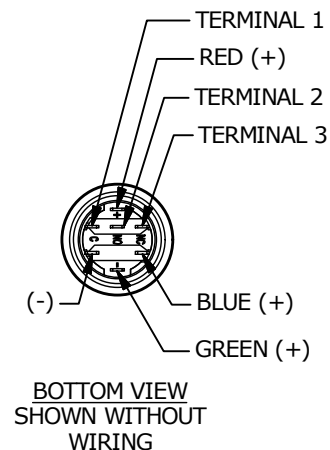
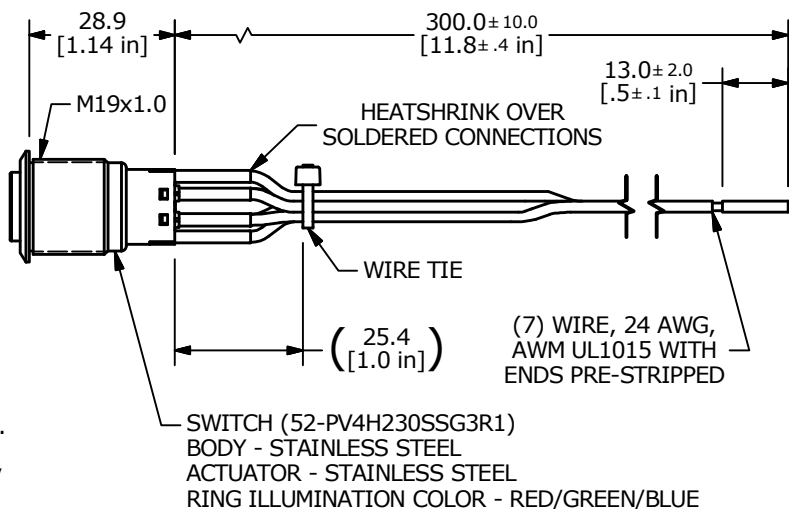
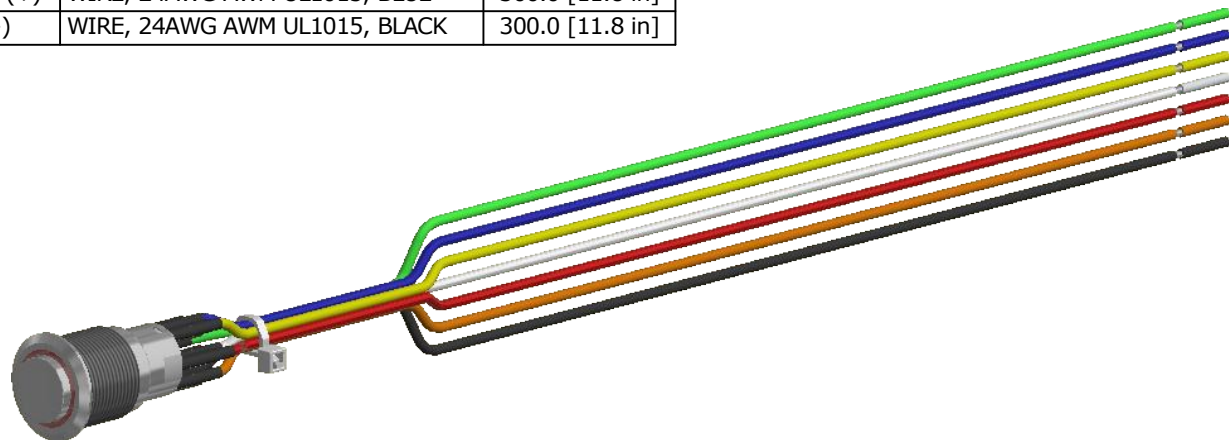
SWITCH	WIRE	LENGTH
SW1-1	WIRE, 24AWG AWM UL1015, ORANGE	300.0 [11.8 in]
SW1-2	WIRE, 24AWG AWM UL1015, WHITE	300.0 [11.8 in]
SW1-3	WIRE, 24AWG AWM UL1015, YELLOW	300.0 [11.8 in]
SW1-RED (+)	WIRE, 24AWG AWM UL1015, RED	300.0 [11.8 in]
SW1-GREEN (+)	WIRE, 24AWG AWM UL1015, GREEN	300.0 [11.8 in]
SW1-BLUE (+)	WIRE, 24AWG AWM UL1015, BLUE	300.0 [11.8 in]
SW1- (-)	WIRE, 24AWG AWM UL1015, BLACK	300.0 [11.8 in]



SCHEMATIC
ON - ON - SPDT ILLUMINATED



RECOMMENDED PANEL CUTOUT
MAX. PANEL THICKNESS 11.0 [.43 in]



NOTES:

- DIMENSIONS IN MM [INCH]
- ALL MATERIAL SHALL BE ROHS COMPLIANT
- TERMINAL NUMBERS FOR REF. ONLY
- CONTACT MATERIAL: GOLD
- RATING: 2A 24VDC
- INGRESS PROTECTION: IP67
- TRAVEL: 2.8mm
- OPERATING TEMP.: -25°C to 55°C
- INSULATION RESISTANCE: 1,000 MΩ MIN.
- CONTACT RESISTANCE: 50mΩ MAX. @ 1A 12VDC
- DIELECTRIC STRENGTH: 2,000 VAC MIN. FOR 1 MINUTE
- ELECTRIC LIFE: 50,000 MAKE-AND-BREAK CYCLES AT FULL LOAD.
- ▲ DENOTES CRITICAL PARAMETER.
- ▲ ILLUMINATION VOLTAGE: RED - 1.8V, GREEN - 2.8V, BLUE - 2.8V
- ▲ SUPPLIED HARDWARE: O-RING AND HEXNUT
- USE PART NUMBERS DESIGNATED OR ENGINEERING APPROVED EQUIVALENTS.



D	23994	UPDATED NOTES	8/13/19	MJR
C	23869	UPDATED HEATSHRINK DIM. TO 15.0	5/1/19	MJR
REV	PCR NO	DESCRIPTION	DATE	BY

TITLE PV4HW30SSG-3R1				
SCALE	DATE	DR	DWG	REV
2:3	1/11/2019	MJR	52-PV4HW30SSG3R1	D